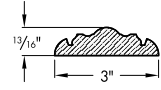
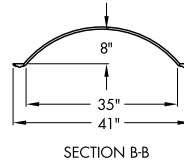
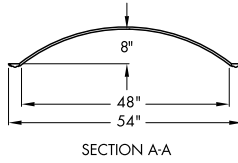


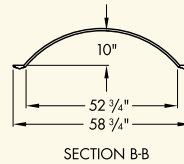
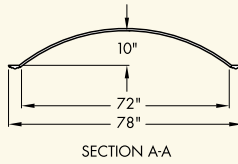
Dome - Oval

Part Number

DOME41X54
Pembroke



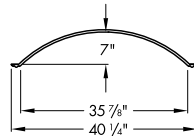
DOME59X78
Traditional



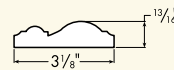
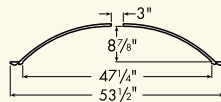
Dome - Round

Part Number

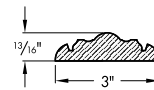
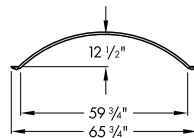
DOME40
Traditional



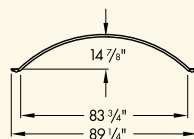
DOME47
Taylor



DOME65
Pembroke



DOME89
Traditional



 Indicates Stainable/Woodgrain Products