
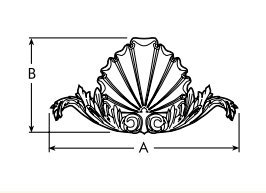

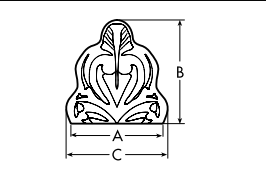



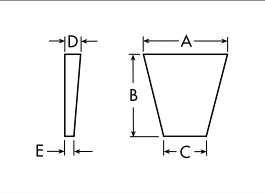
Applique - Shell

		DIMENSIONS		
Part Number		A	B	Projection
APL5X10	 	10 1/2"	5 3/8"	5/8"

Applique - Scroll

		DIMENSIONS		
Part Number		A	B	Projection
SC8X8	 	7 3/4"	7 3/4"	7/8"

Keystone - Solid

		DIMENSIONS				
Part Number		A	B	C	D	E
K6	 	4 1/2"	6 3/8"	2 3/4"	1 7/8"	1 7/8"
K7		5 7/8"	7 1/4"	4"	3 7/8"	2 1/2"
K8		9 3/4"	7 3/4"	5 3/4"	2 1/4"	1 1/4"
K11		8 1/4"	10 7/8"	6 1/4"	5 3/4"	2 3/4"
K12		12"	11 3/4"	6"	2 3/16"	1 1/4"
K14		11 3/4"	14"	6"	4"	3"
K18		14 1/2"	18"	12"	2 1/2"	1 1/2"

 Indicates Stainable/Woodgrain Products