


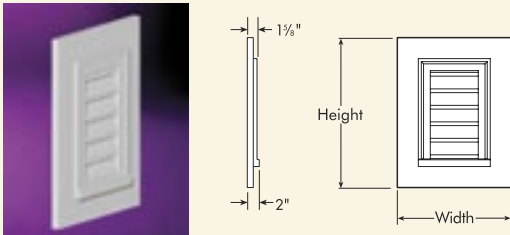
## 6F Trim for Vertical Louver

### UNATTACHED ACCESSORIES

#### DIMENSIONS




Part Number	Trim Width	Inside Width	Inside Height	Keystone for 6F Louver Trim (Page 26 LV)	Keystone for 6F Louver Trim (Recessed Panel) (Page 26 LV)
LV24X36X6F	5 1/2"	24 3/16"	36 3/16"	K6TF	KP6TF



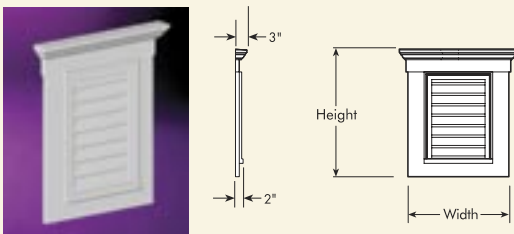
## Louver - Vertical with 4F Trim

### UNATTACHED ACCESSORIES

#### DIMENSIONS




Part Number	Width	Height	Part Number	Vent Area	Keystone for Brickmould plus 4F Louver Trim (Page 25 LV)	Keystone for 4F Louver Trim (Page 26 LV)
<b>DECORATIVE</b> (Non-venting Unit)			<b>FUNCTIONAL</b> (Venting Unit)			
LV12X18-4F	19"	25"	FLV12X18-4F	10 Sq. In.	KWM180TMF	KWM180M



## Louver - Vertical with 4F Trim and 6" Crosshead

### UNATTACHED ACCESSORIES

#### DIMENSIONS



Part Number	Width	Height	Part Number	Vent Area	Keystone for 6" Crosshead (Page 76 WD)	Keystone for 6" Crosshead (Recessed Panel) (Page 76 WD)
<b>DECORATIVE</b> (Non-venting Unit)			<b>FUNCTIONAL</b> (Venting Unit)			
LV18X24-4F6WCH	26 1/2"	33 1/2"	FLV18X24-4F6WCH	24 sq. in.	K6M	KP6M

Indicates Woodgrain/Stainable Products